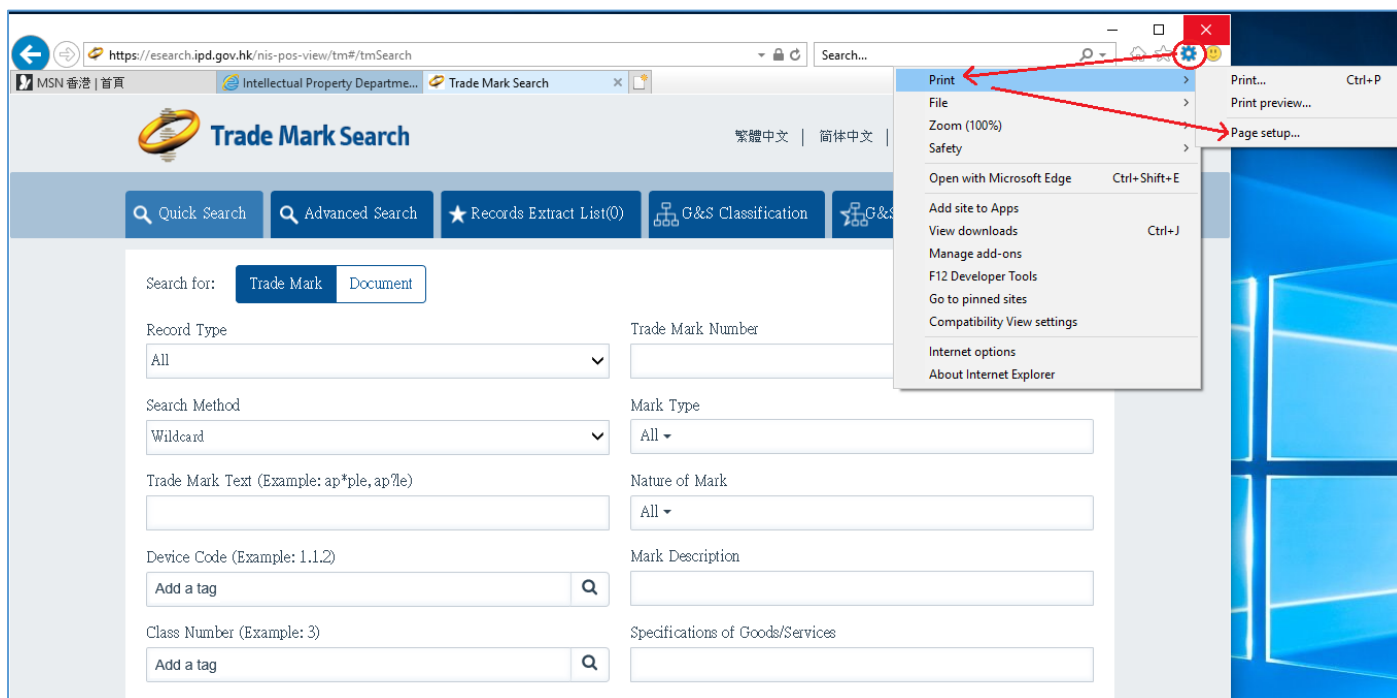

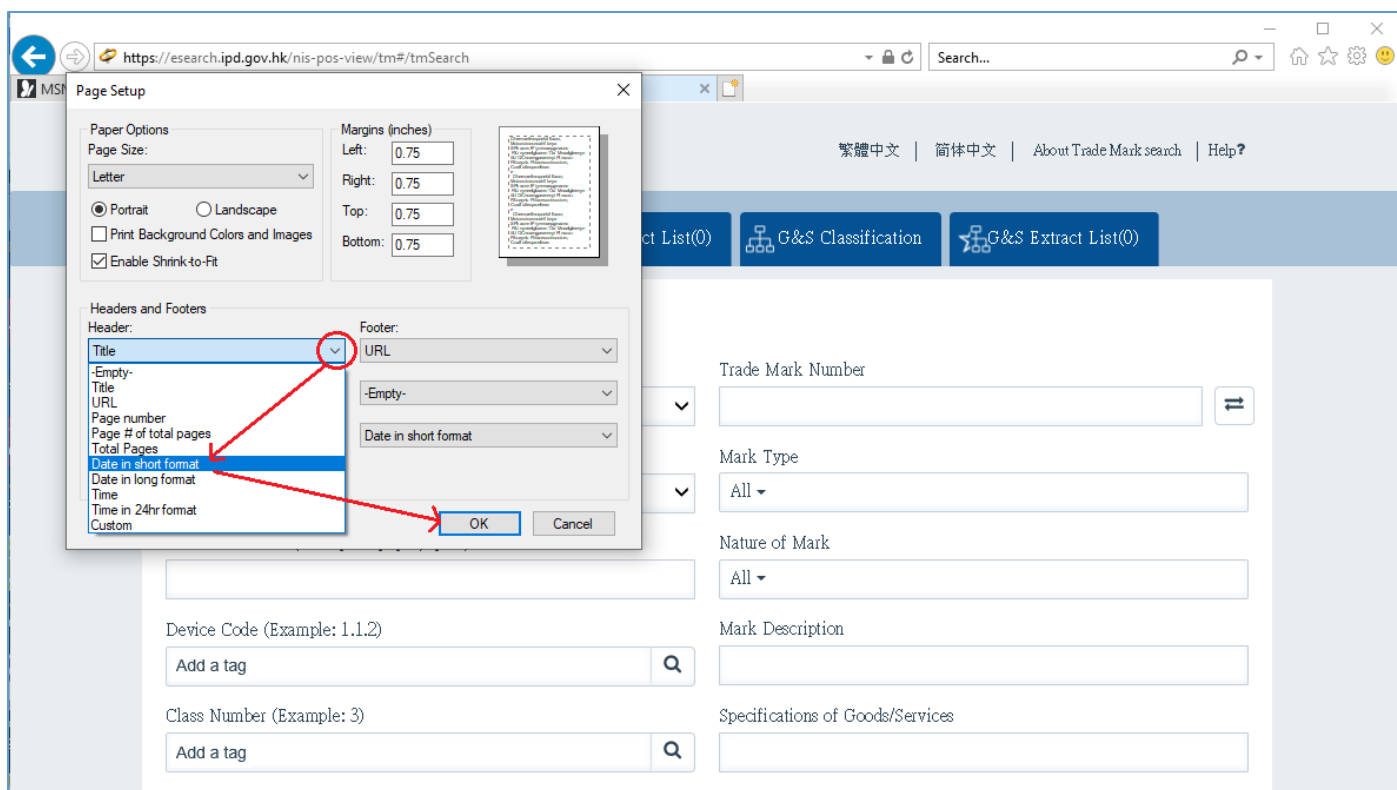


## Guideline for Changing Print Settings in Microsoft IE

Step 1: Click icon  > click **[Print]** > click **[Page setup...]**



Step 2: Click icon  to show the options > select **[Date in short format]** or any other preferred option > click **[OK]** to confirm




# Results for changed settings

Print Preview

1 Page View Shrink To Fit

3/29/2019 Page 1 of 2

 **Trade Mark Search**  
香港特別行政區政府知識產權署商標註冊處  
Trade Marks Registry, Intellectual Property Department  
The Government of the Hong Kong Special Administrative Region

Search for:

Record Type:

Search Method:

Trade Mark Text (Example: ap\*ple, ap?le):

Device Code (Example: 1.1.2):

Class Number (Example: 3):

Filing Date:

Applicant/Owner:

Address for Service:

Trade Mark Number:

Mark Type:

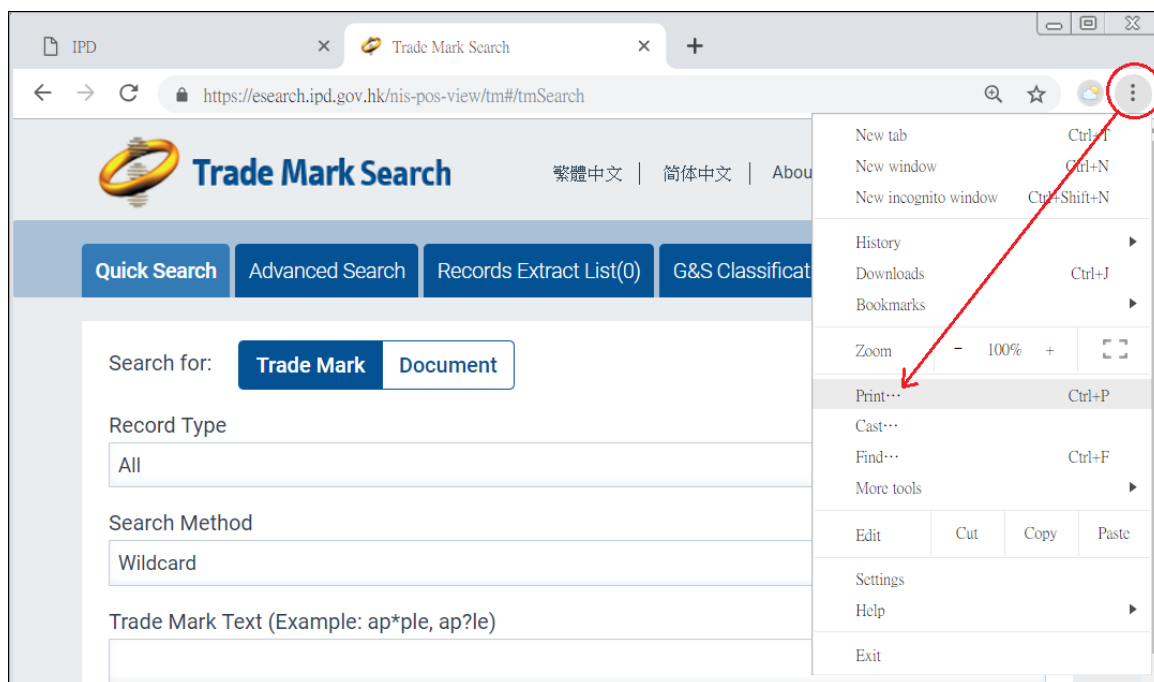
Nature of Mark:

<https://research.ipd.gov.hk/nis-pos-view/tm> 3/29/2019

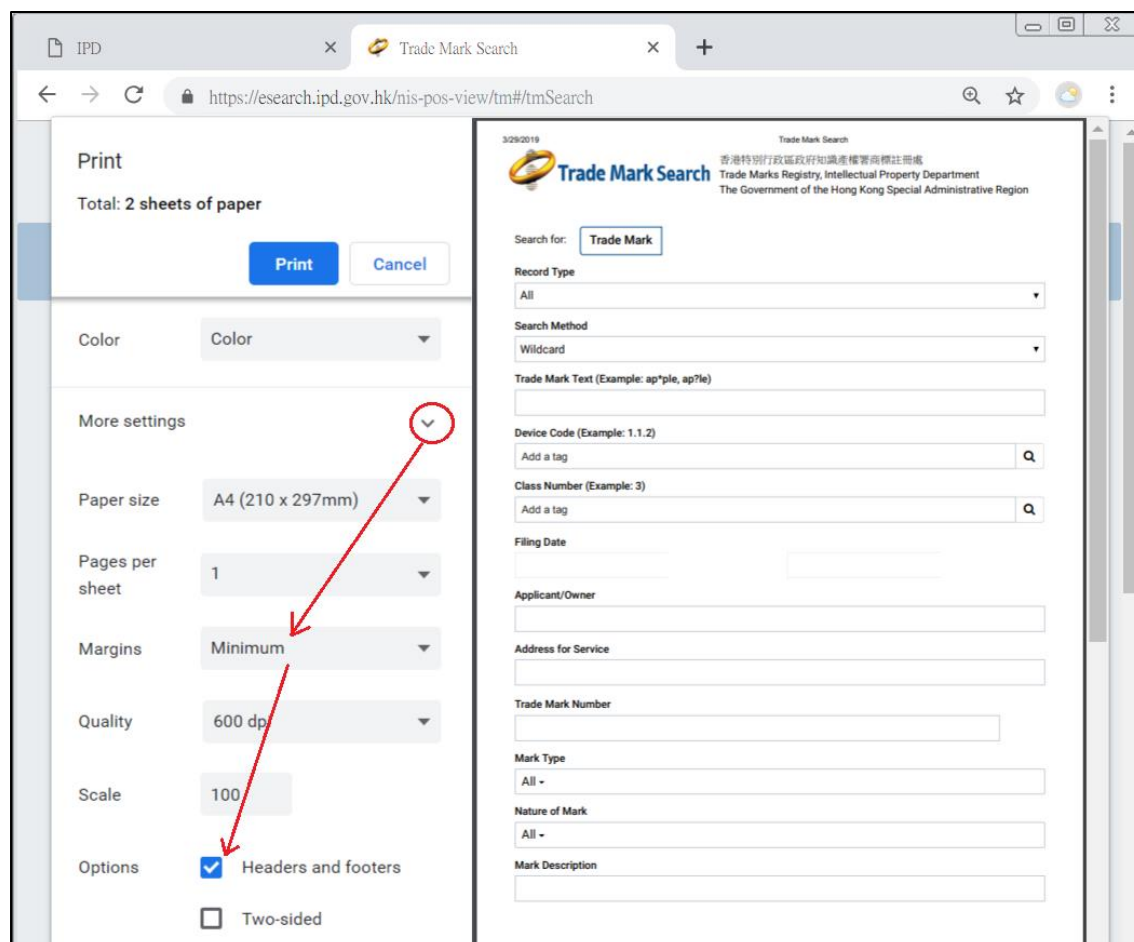
Page 1 of 2

## Guideline for Changing Print Settings in Google Chrome

Step 1: Click icon  > click **[Print ...]**




Step 2: Click **[More settings]** to show the menu > select **[Minimum]** in margin > check the option **[Headers and footers]**

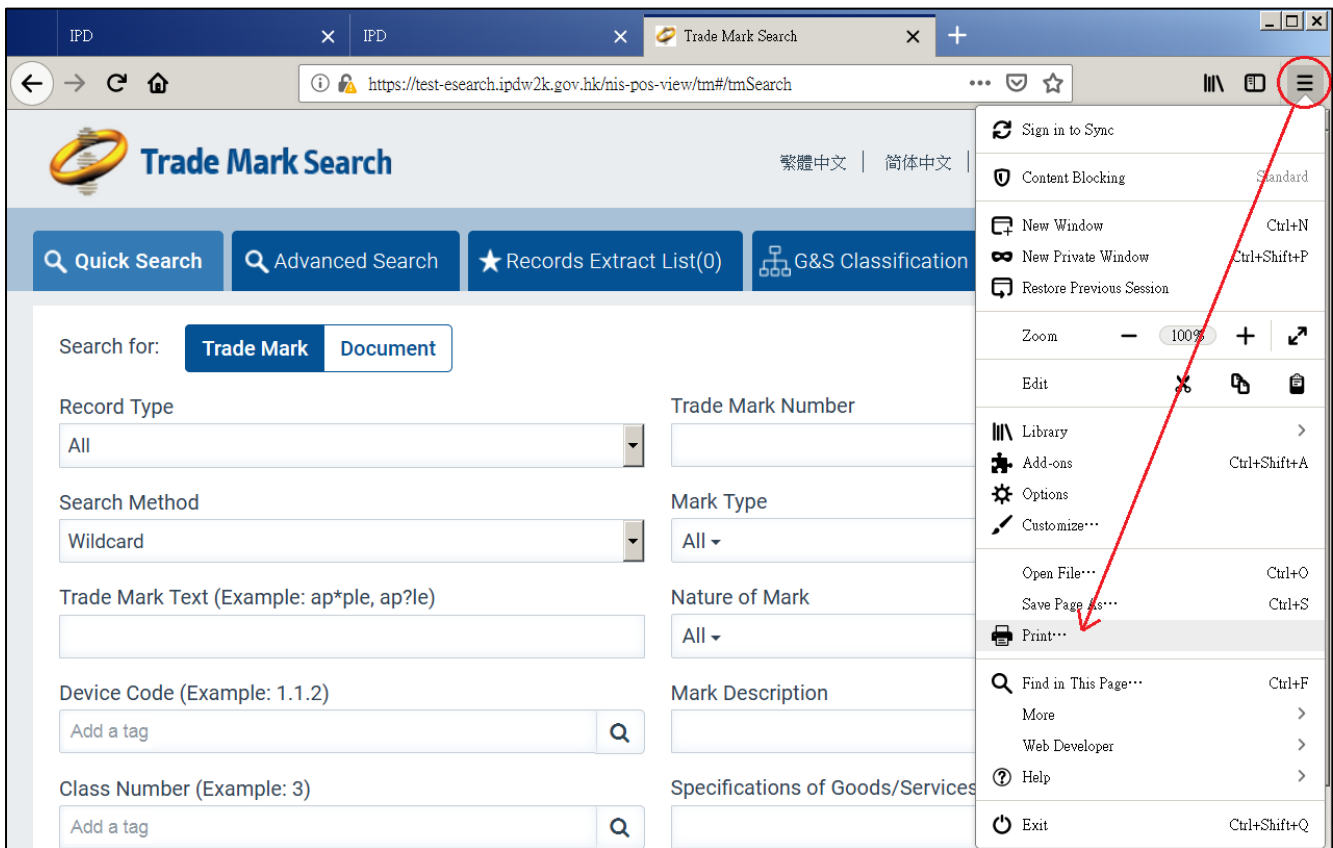



# Results for changed settings

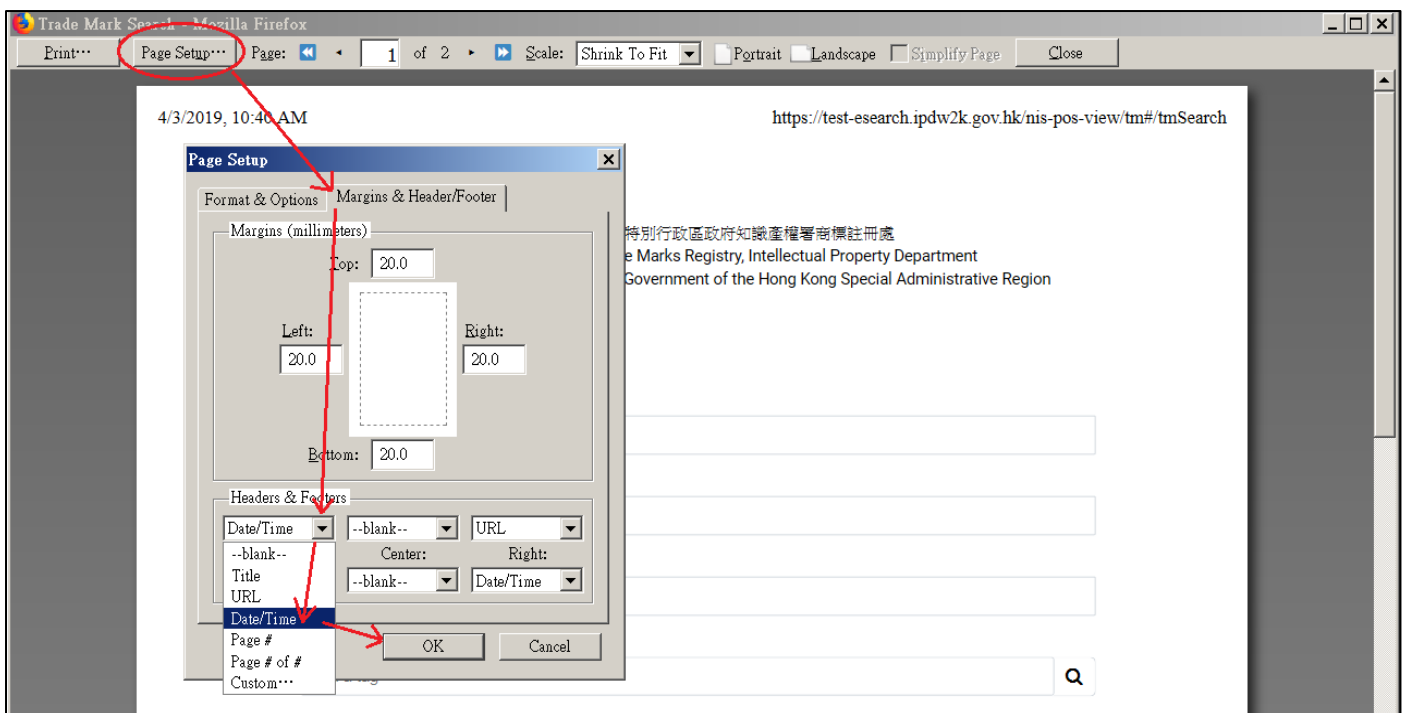
The image shows a browser window with two tabs: 'IPD' and 'Trade Mark Search'. The address bar shows the URL <https://esearch.ipd.gov.hk/nis-pos-view/tm#/tmSearch>. On the left, a print dialog is open, showing 'Print' settings for 2 sheets of paper, color printing, A4 paper size, 1 page per sheet, minimum margins, 600 dpi quality, and 100% scale. The 'Options' section has 'Headers and footers' checked, and 'Two-sided' and 'Background graphics' unchecked. On the right, the 'Trade Mark Search' results page is displayed. The page header includes the date '3/29/2019' (circled in red), the 'Trade Mark Search' logo, and the text 'Trade Marks Registry, Intellectual Property Department, The Government of the Hong Kong Special Administrative Region'. The search criteria are: 'Search for: Trade Mark', 'Record Type: All', 'Search Method: Wildcard', and 'Trade Mark Text: (Example: ap\*ple, ap?le)'. There are input fields for 'Device Code (Example: 1.1.2)', 'Class Number (Example: 3)', 'Filing Date', 'Applicant/Owner', 'Address for Service', 'Trade Mark Number', 'Mark Type', 'Nature of Mark', and 'Mark Description'. The page footer shows the URL and the number '12'.

## Guideline for Changing Print Settings in Mozilla Firefox

Step 1: Click icon  > click **[Print ...]**



Step 2: Click **[Page Setup]** to show the menu > click **[Margin & Header/Footer]** to show the sub-menu > click  to expand the list > select **[Date/Time]** > click **[OK]** to confirm




# Results for changed settings

Trade Mark Search - Mozilla Firefox

Print... Page Setup... Page: 1 of 2 Scale: Shrink To Fit Portrait Landscape Simplify Page Close

4/3/2019, 10:53 AM <https://test-earch.ipdw2k.gov.hk/nis-pos-view/tm#/tmSearch>



**Trade Mark Search**  
香港特別行政區政府知識產權署商標註冊處  
Trade Marks Registry, Intellectual Property Department  
The Government of the Hong Kong Special Administrative Region

Search for:

Record Type

Search Method

Trade Mark Text (Example: ap\*ple, ap?le)

Device Code (Example: 1.1.2)

Class Number (Example: 3)

Filing Date

Applicant/Owner

Address for Service

Trade Mark Number